

SPICER®



Spicer® Seal Installation Tool Kit



**Seal Tool Kit
Part# SPI401**

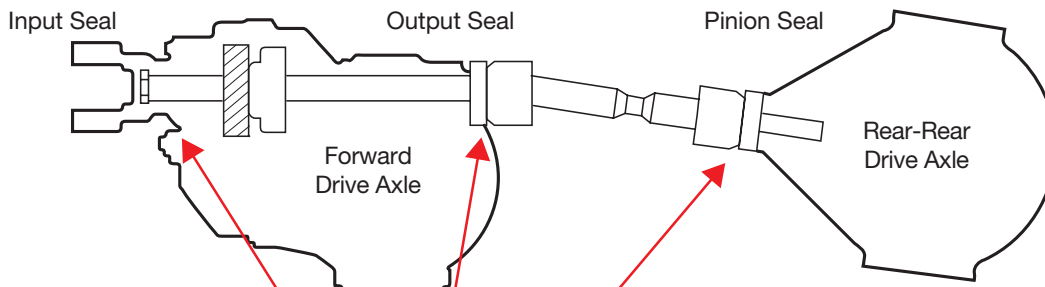
The Right Tools for the Job.

Minimize unnecessary downtime and repair costs that come with improperly installed seals. This convenient, all-inclusive kit provides the tools you need to get the job done right the first time, and every time. It features an extensive collection of color-coded tools that can be used on the most common Dana Spicer® models.



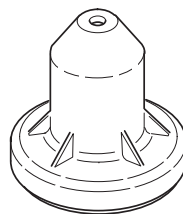
Spicer® Seal Installation Tool Kit

Frustrated with downtime and lost productivity due to improperly installed seals? This indispensable kit offers the right tools to ensure your seal is properly installed and seated in your Dana Spicer® axle. Comprehensive and easy to understand instructions help you install with confidence!

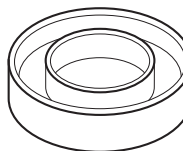


Seal Installation Tool Chart

Tandem Axle Model	Tool Type	Input Seal	Output Seal	Pinion Seal
DS341, DS404, DS454, DS405, DSP40, DSP41, DSP44, DSH40, DSH44, DST40	Driver	126917	126917	126917
	Insert	10021493	128706HX	10021493
D40-156	Driver	126917	126917	126917
	Insert	10021493	10021494	10021492
D40-155	Driver	126917	126917	126917
	Insert	10021492	10021495	10021492
D40-170, D46-170, D50-170, D52-190, D60-190, D70-190, D52-590, D60-190	Driver	210749	131471	210749
	Insert	10095470		10095470
DS461, DS462, DS463, DS581, DS601, DD461, DD463, DD581, DD601, DT461, DT463, DT581, DT601, DP461, DP463, DP581, DC461, DC463	Driver	210749	210751	210749
	Insert	210750		
Single Axle Model	Tool Type	Pinion Seal		
S12-110, S14-110, S14-111, S16-130, S17-140, S19-140	Driver	126917		
	Driver	126917		
S23-070B, S21-170, S23-170, S26-170, S21-172, S21-190, S23-190, S26-190, S30-190, S30-590, S35-590	Driver	210749		
	Insert	10095470		
23080T, 23082T, 26082T, 23130S, 23137S, 23105S	Driver	210749		
	Driver	126917		
19055T, 21060T, 23060T, 21065T, 23060T	Driver	126917		



Driver Tool



Insert Tool

Tool Kit Contents



IMPORTANT: Spicer strongly recommends using seal installation tools when installing new drive axle seals. The use of proper tools ensures that the seal is square and installed without damage. Make sure to follow all notes and warnings; failure to follow specific instructions may result in personal injury and/or component damage.

Order Yours Today! Visit SpicerParts.com/Merchandise (general public) DanaAftermarket.com (dealer/distributor), or contact your Spicer parts representative.
Seal Tool Kit Part# SPI401

SpicerParts.com/ToolKit

Dana Aftermarket Group
 PO Box 1000 Maumee, Ohio 43537
 Warehouse Distributors: 1.800.621.8084
 OE Dealers: 1.877.777.5360

Follow SpicerParts [f](#) [t](#) [@](#) [v](#) [in](#) [G+](#)

© 2019 Dana Limited. All rights reserved. HAXL-SEALTOOLS-SS-12019

SPICER®

