



## DRIVELINE COMPONENTS CATALOGUE TUBING AND TUBE YOKE ASSEMBLIES



**J300P-6C**  
**MAY 2006**

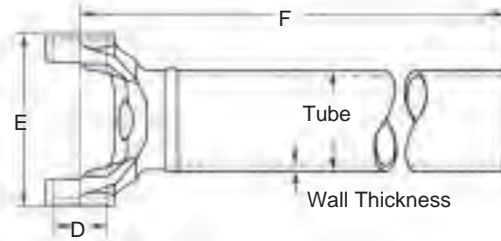
Supersedes  
J300P-6 Dated  
September 2004



*People Finding A Better Way<sup>®</sup>*

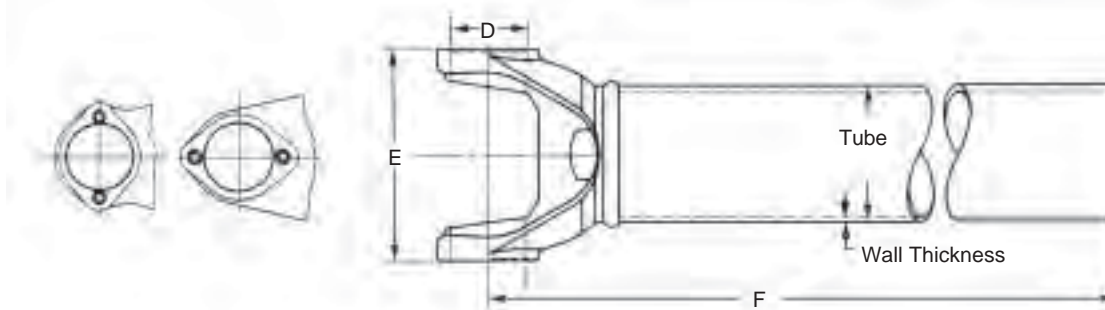
# TUBE & YOKE ASSEMBLIES

## Snap Ring Construction



Tube Outside Diameter	Wall Thickness	Tubing Base Part Number	Tube Length	F	Tube Yoke Part Number	Spicer Part Number
				Centerline to End of Tube		
<b>1310 SERIES</b>		<b>E-3.469 D-1.062</b>		<b>USE KITS 5-153X, 5-785X</b>		
2.0000	.0830-W	16-30-62	47.7500	49.4380	2-28-357	2-27-7-4724
2.5000	.0830-W	20-30-22	60.5310	62.3750	2-28-367	2-27-9-6017
3.0000	.0830-W	24-30-42	60.0000	61.6880	2-28-437	2-27-24-6000
<b>1330 SERIES</b>		<b>E-3-625 D-1.062</b>		<b>USE KIT 5-213X, 5-790X</b>		
3.0000	.0650-W	24-30-32	48.0000	41.7190	2-28-1177	2-27-29-4800
<b>1350 SERIES</b>		<b>E-3.875 D-1.188</b>		<b>USE KIT 5-178X, 5-799X</b>		
3.0000	.0830-W	24-30-42	64.0000	66.0000	3-28-57	3-27-2-6400
3.5000	.0650-W	28-30-42	72.0000	73.6880	3-28-257	3-27-5-7200
<b>1480 SERIES</b>		<b>E-4.438 D-1.375</b>		<b>USE KIT 5-188X, 5-803X</b>		
3.5000	.0830-W	28-30-62	61.3120	63.3440	3-28-537	3-27-22-6110

## Bearing Plate Style

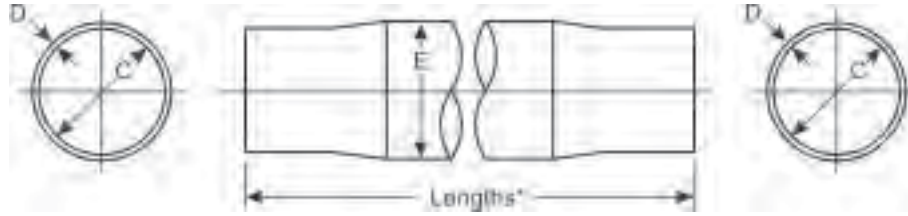


Tube Outside Diameter	Wall Thickness	Tubing Base Part Number	Tube Length	F	Tube Yoke Part Number	Spicer Part Number
				Centerline to End of Tube		
<b>1610 SERIES</b>		<b>E-5.312 D-1.875</b>		<b>USE KIT 5-279X, 5-674X</b>		
3.5000	.1340-W	28-30-92	40.0000	43.0000	5-28-627	5-27-25-4000
<b>1710 SERIES</b>		<b>E-6.094 D-1.938</b>		<b>USE KIT 5-280X, 5-675X</b>		
4.0000	.1340-W	32-30-52	60.0000	63.0310	6-28-347	6-27-17-6000
4.0000	.1340-W	32-30-52	71.9690	75.0000	6-28-347	6-27-17-7131
4.0950	.1800-W	32-30-72	57.0000	60.0310	6-28-347	6-27-21-5700
<b>1760 SERIES</b>		<b>E-7.000 D-1.938</b>		<b>USE KIT 5-407X, 5-677X</b>		
4.0900	.1800-W	32-30-72	60.0000	63.0130	6.3-28-17	6.3-27-3-6000
<b>1810 SERIES</b>		<b>E-7.547 D-1.938</b>		<b>USE KITS 5-281X, 5-676X</b>		
4.5000	.1340-W	36-30-62	60.0000	63.3750	6.5-28-117	6.5-27-9-6000



# ALUMINUM TUBING

## Swaged Both Ends



**NOTE:** The part numbering system includes tube length in the last set of numbers, with the last two digits as the number of 1/32 of an inch. Part numberings ending with "M" are measured in millimeters.

**Example:** -6025 is a 60 <sup>25</sup>/<sub>32</sub>" long tube, -1862M is a 1862mm long tube

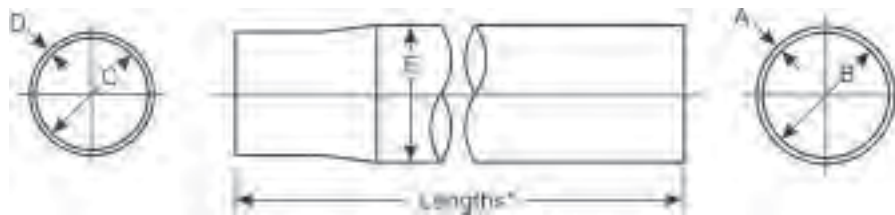
\* Tubing size 3.9800 x .0750 uses the same aluminum tube yoke as 4.000 x .083 wall tubing.

Tubing size 5.0200 x .0750 uses the same aluminum tube yoke as 5.000 x .065 wall tubing.

Tubing size 5.0600 x .0920 uses the same aluminum tube yoke as 5.000 x .065 wall tubing.

B Wall Thickness	Type	Inside Diameter (Nominal)	Part Number	Notes
.0860	Seamless	3.9830	212014X-5809	Has foam deadner
.0860	Seamless	3.9830	212014X-5903	Has foam deadner
.0860	Seamless	3.9830	212024X-5929	Has foam deadner
.0860	Seamless	3.9830	212014X-6015	Has foam deadner
.0860	Seamless	3.9830	212014X-6025	Has foam deadner
<b>5.0600 Outside Diameter E=5.7750*</b>				
.0920	Seamless	4.8730	212218X-6924	Has foam deadner
.0920	Seamless	4.8730	212218X-6820	Has foam deadner
.0920	Seamless	4.8730	212218X-1862M	1862mm tube length; Has foam deadner
.0920	Seamless	4.8730	212218X-1771M	1771mm tube length; Has foam deadner

## Swaged One End



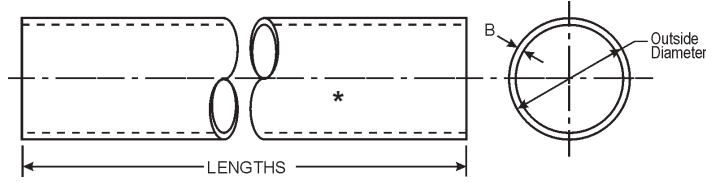
Wall Thickness		Type	Inside Diameter (Nominal)		Part Number	Note
D	B		Small ID	Large ID		
<b>4.1600 Outside Diameter E=5.0200</b>						
.0860	.0750	Seamless	3.9830	4.8730	212013X-5920	Has foam deadner
.0860	.0750	Seamless	3.9830	4.8730	212013X-6005	Has foam deadner
.0860	.0750	Seamless	3.9830	4.8730	212013X-6431	Has foam deadner
.0860	.0750	Seamless	3.9830	4.8730	212013X-6519	Has foam deadner
.0860	.0750	Seamless	3.9830	4.8730	212013X-6804	Has foam deadner
.0860	.0750	Seamless	3.9830	4.8730	212013X-6826	Has foam deadner
.0860	.0750	Seamless	3.9830	4.8730	212043X-6405	Has foam deadner
.0860	.0750	Seamless	3.9830	4.8730	212043X-6431	Has foam deadner
.0860	.0750	Seamless	3.9830	4.8730	212043X-6509	Has foam deadner



**Important:** See Safety Information in General Information Section (J300P-GI)

# ALUMINUM TUBING

## Straight Tube



**NOTE:** The part numbering system includes tube length in the last set of numbers, with the last two digits as the number of 1/32 of an inch. Part numberings ending with "M" are measured in millimeters.

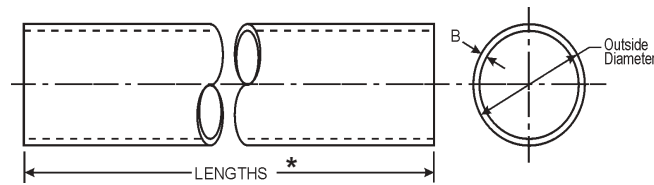
**Example:** -1216 is a 12 <sup>16</sup>/<sub>32</sub>" long tube, -1607M is a 1607mm long tube

- \* Tubing size 3.9800 x .0750 uses the same aluminum tube yoke as 4.000 x .083 wall tubing.
- Tubing size 5.0200 x .0750 uses the same aluminum tube yoke as 5.000 x .065 wall tubing.
- Tubing size 5.0600 x .0920 uses the same aluminum tube yoke as 5.000 x .065 wall tubing.

B Wall Thickness	Type	Inside Diameter (Nominal)	Part Number	Notes
<b>3.5000 Outside Diameter</b>				
.1200	Seamless	3.2660	28-38-12-1216	
<b>3.9800 Outside Diameter</b>				
.0750	Seamless	3.8360	212247X-1580M	1580mm length
.0750	Seamless	3.8360	212247X-1607M	1607mm length
.0750	Seamless	3.8360	212247X-1632M	1632mm length
.0750	Seamless	3.8360	212247X-1643M	1643mm length
<b>4.0000 Outside Diameter</b>				
.0830	Seamless	3.8360	32-38-12-1640M	64-18/32" Length
.0830	Seamless	3.8360	5005665-1526M	60-3/32" Length
<b>5.0200 Outside Diameter</b>				
.0750	Seamless	4.8730	212009X-1742M	1742mm length
.0750	Seamless	4.8730	212009X-1937M	1937mm length
.0750	Seamless	4.8730	212009X-5903	Has foam deadner
.0750	Seamless	4.8730	212009X-6129	Has foam deadener



# TUBING



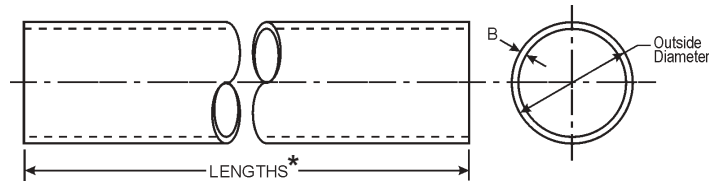
\* NOTE: The part numbering system includes tube length in the last set of numbers, with the last two digits as the number of 1/32 of an inch.

Example: -7400 is a 74" long tube, -4724 is a 47 <sup>24</sup>/<sub>32</sub>" long tube, -10000 is a 100" long tube

B Wall Thickness	S=Seamless W=Welded D=D.O.M.-Drawn Over Mandrel	Inside Diameter (Nominal)	Gauge	Part Number
<b>1.2500 Outside Diameter</b>				
.0950	D	1.0600	13	10-30-42-10800
.1200	D	1.0100	11	10-32-92-10800
.1880	S	.8750	7	10-32-72-10000
<b>1.7500 Outside Diameter</b>				
.0650	D	1.6200	16	14-30-12-10800
.0950	W	1.5600	13	14-30-62-10000
<b>2.0000 Outside Diameter</b>				
.0650	D	1.8700	16	16-30-32-10800
.0830	D	1.8340	14	16-30-62-10800
.1200	D	1.7600	11	16-30-102-10800
<b>2.5000 Outside Diameter</b>				
.0650	D	2.3700	16	20-30-12-10800
.0830	D	2.3340	14	20-30-22-10800
.0950	W	2.3100	13	20-30-52-10000
<b>2.7500 Outside Diameter</b>				
.0650	D	2.6200	16	22-30-12-10800
.0830	D	2.5840	14	22-30-22-10800
<b>3.0000 Outside Diameter</b>				
.0650	D	2.8700	16	24-30-32-10800
.0830	D	2.8340	14	24-30-42-10800
.0830	D	2.8340	14	24-30-42-7200
.0950	D	2.8100	13	24-30-12-10800
.1200	D	2.7600	11	24-32-142-10800
.1340	D	2.7320	10	24-30-72-10800
<b>3.5000 Outside Diameter</b>				
.0650	D	3.3700	16	28-30-42-10800
.0650	D	3.3700	16	28-30-42-7200
.0830	D	3.3340	14	28-30-62-10800
.0830	D	3.3340	14	28-30-62-7200
.0950	D	3.3100	13	28-30-22-10800
.0950	D	3.3100	13	28-30-22-7200
.1340	D	3.2320	10	28-30-92-10800
.1340	D	3.2320	10	28-30-92-7200
.1560	D	3.1880	9	28-30-52-10800
<b>3.5500 Outside Diameter</b>				
.2070	D	3.1360	6	28-30-122-10800



Important: See Safety Information in General Information Section (J300P-GI)



\*NOTE: The part numbering system includes tube length in the last set of numbers, with the last two digits as the number of 1/32 of an inch.

Example: -7400 is a 74" long tube, -4724 is a 47 <sup>24</sup>/<sub>32</sub>" long tube, -10000 is a 100" long tube

B Wall Thickness	S=Seamless W=Welded D=D.O.M.-Drawn Over Mandrel	Inside Diameter (Nominal)	Gauge	Part Number
<b>4.0000 Outside Diameter</b>				
.0650	D	3.8700		DT143T <i>72" long</i>
.0830	D	3.8340	14	32-30-22-10800
.0830	D	3.8340	14	32-30-22-7200
.0950	D	3.8100	13	32-30-12-10800
.0950	D	3.8100	13	32-30-12-7200
.1200	W	3.7600	11	32-30-42-7400
.1340	D	3.7320	10	32-30-52-10800
.1340	D	3.7320	10	32-30-52-7200
<b>4.0950 Outside Diameter</b>				
.1800	D	3.7350	7	32-30-72-10800
.1800	D	3.7350	7	32-30-72-7300
<b>4.2130 Outside Diameter</b>				
.1380	D	3.9370		100-30-3-10000
.1380	D	3.9370		100-30-3-7300
<b>4.3310 Outside Diameter</b>				
.1970	D	3.9370		100-30-5-10000
.1970	D	3.9370		100-30-5-7400
<b>4.5000 Outside Diameter</b>				
.1340	D	4.2320	10	36-30-62-10800
.1340	D	4.2320	10	36-30-62-7200
.2590	D	3.9820	3	36-30-22-10800
<b>4.5940 Outside Diameter</b>				
.1800	D	4.2340	7	36-30-102-10800
<b>4.7240 Outside Diameter</b>				
.1970	D	4.3300		110-30-5-10000
.1970	D	4.3300		110-30-5-7300
<b>4.9600 Outside Diameter</b>				
.1180	D	4.7240		120-30-3-10000
.1180	D	4.7240		120-30-3-7300
<b>5.0590 Outside Diameter</b>				
.1670	D	4.7240		120-30-4-10000
.1670	D	4.7240		120-30-4-7400
<b>5.1180 Outside Diameter</b>				
.1970	D	4.7240		120-30-5-10000
.1970	D	4.7240		120-30-5-7300
<b>5.1960 Outside Diameter</b>				
.2360	D	4.7240		120-30-6-10000
.2360	D	4.7240		120-30-6-7300



2-27-24-6000 .....	2	32-30-42-7400 .....	6	212009X-5903 .....	4
2-27-29-4800 .....	2	32-30-52 .....	2	212009X-6129 .....	4
2-27-7-4724 .....	2	32-30-52 .....	2	212013X-5920 .....	3
2-27-9-6017 .....	2	32-30-52-10800 .....	6	212013X-6005 .....	3
2-28-1177 .....	2	32-30-52-7200 .....	6	212013X-6431 .....	3
2-28-357 .....	2	32-30-72 .....	2	212013X-6519 .....	3
2-28-367 .....	2	32-30-72 .....	2	212013X-6804 .....	3
2-28-437 .....	2	32-30-72-10800 .....	6	212013X-6826 .....	3
10-30-42-10800 .....	5	32-30-72-7300 .....	6	212014X-5809 .....	3
10-32-72-10000 .....	5	32-30-92-7300 .....	6	212014X-5809 .....	6
10-32-92-10800 .....	5	32-38-12-1640M .....	4	212014X-5903 .....	3
14-30-12-10800 .....	5	3-27-22-6110 .....	2	212014X-6015 .....	3
14-30-62-10000 .....	5	3-27-2-6400 .....	2	212014X-6025 .....	3
16-30-102-10800 .....	5	3-27-5-7200 .....	2	212024X-5929 .....	3
16-30-32-10800 .....	5	3-28-257 .....	2	212043X-6405 .....	3
16-30-62 .....	2	3-28-537 .....	2	212043X-6431 .....	3
16-30-62-10800 .....	5	3-28-57 .....	2	212043X-6509 .....	3
20-30-12-10800 .....	5	36-30-102-10800 .....	6	212218X-1771M .....	3
20-30-22 .....	2	36-30-22-10800 .....	6	212218X-1862M .....	3
20-30-22-10800 .....	5	36-30-62 .....	2	212218X-6820 .....	3
20-30-52-10000 .....	5	36-30-62-10800 .....	6	212218X-6924 .....	3
22-30-12-10800 .....	5	36-30-62-7200 .....	6	212247X-1580M .....	4
22-30-22-10800 .....	5	5-27-25-4000 .....	2	212247X-1607M .....	4
24-30-12-10800 .....	5	5-28-627 .....	2	212247X-1632M .....	4
24-30-32 .....	2	6.3-27-3-6000 .....	2	212247X-1643M .....	4
24-30-32-10800 .....	5	6.3-28-17 .....	2	5005665-1526M .....	4
24-30-42 .....	2	6.5-27-9-6000 .....	2	DT143T .....	6
24-30-42 .....	2	6.5-28-117 .....	2		
24-30-42-10800 .....	5	6-27-17-6000 .....	2		
24-30-42-7200 .....	5	6-27-17-7131 .....	2		
24-30-72-10800 .....	5	6-27-21-5700 .....	2		
24-32-142-10800 .....	5	6-28-347 .....	2		
28-30-122-10800 .....	5	6-28-347 .....	2		
28-30-22-10800 .....	5	6-28-347 .....	2		
28-30-22-7200 .....	5	100-30-3-10000 .....	6		
28-30-42 .....	2	100-30-3-7300 .....	6		
28-30-42-10800 .....	5	100-30-5-10000 .....	6		
28-30-42-7200 .....	5	100-30-5-7400 .....	6		
28-30-52-10800 .....	5	110-30-5-10000 .....	6		
28-30-62 .....	2	110-30-5-7300 .....	6		
28-30-62-10800 .....	5	120-30-3-10000 .....	6		
28-30-62-7200 .....	5	120-30-3-7300 .....	6		
28-30-92 .....	2	120-30-4-10000 .....	6		
28-30-92-10800 .....	5	120-30-4-7400 .....	6		
28-30-92-7200 .....	5	120-30-5-10000 .....	6		
28-38-12-1216 .....	4	120-30-5-7300 .....	6		
32-30-12-10800 .....	6	120-30-6-10000 .....	6		
32-30-12-7200 .....	6	120-30-6-7300 .....	6		
32-30-22-10800 .....	6	212009X-1742M .....	4		
32-30-22-7200 .....	6	212009X-1937M .....	4		





**Dana Corporation**  
**Heavy Vehicle Technologies and**  
**Systems Service**  
PO Box 321  
Toledo, Ohio 43697-0321  
1-800-SAY-DANA (729-3262)  
[www.dana.com](http://www.dana.com)  
[www.spicerparts.com](http://www.spicerparts.com)  
[www2.dana.com/expert](http://www2.dana.com/expert)

**Dana Corporation**  
**Heavy Vehicle Technologies and**  
**Systems Service - Canada**  
5095 South Service Road  
Beamsville, Ontario LOR 1B0  
Tech Service: (905) 563-4991

**Dana Corporation**  
**Heavy Vehicle Technologies and**  
**Systems Service - International**  
(419) 861-6325

